

# QNAP

## Surveillance Solution

---



QVR Pro



QVR Center



QVR Guard



# QVR Pro Surveillance Solution

*Manage your entire surveillance system*



QVR Pro



QVR Guard




QVR Pro



QVR Guard



QVR Pro



Surveillance Station



QVR 5.1



## Distributed deployment, centralized management

QVR Center greatly simplifies your surveillance tasks by allowing central management of multiple QVR Pros. You can also centrally monitor live feeds, play back surveillance footage and receive event notifications from multiple QVR Pros to reduce response times to events.

### Automatically search through multiple servers

including QVR Pro, Surveillance Station, and QVR 5.1.

### Backup / Restore QVR Center Settings

You can backup QVR Center's settings with just one click and easily restore previous settings using the backup file.

### Overview of Servers

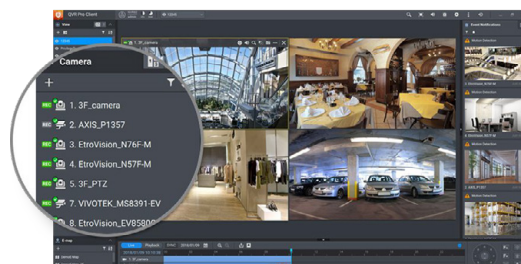
Display each QVR Pro's connection status for potential troubleshooting.

### Backwards Compatible

manage and monitor QVR Pro, QVR 5.1x and Surveillance Station.

### Centralized Log Records

All QVR Pro logs can be found in the QVR Center. You can easily search for specific log entries by category and export logs for further troubleshooting.



Client

Pro Gold

R Pro

R Pro

Surveillance  
ation

R 5.1.3

128



QVR Center



macOS



Windows



HD Station

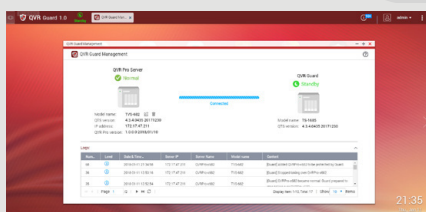


ubuntu

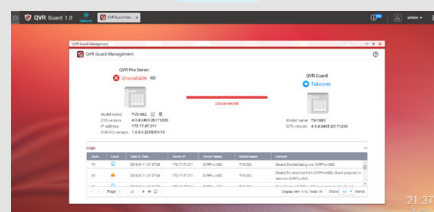
## QVR Guard: Individual protection

### Uninterruptible Recording Tasks

QVR Guard is a high-availability failover management app for protecting QVR Pro from system failure and to ensure uninterrupted surveillance recordings. QVR Guard features failover functionality that automatically takes over recording tasks from a QVR Pro server if an unexpected system fault or hardware failure occurs (each NAS running QVR Guard can serve as a failover server for one NAS running QVR Pro). Recording files are saved on the QVR Guard NAS until the QVR Pro system reboots and functions normally. QVR Guard provides dependable redundancy for QVR Pro, ensuring uninterrupted surveillance recordings.



QVR Guard stands by while QVR Pro runs normally. The toolbar shows the current QVR Guard status - "Standby" or "Takeover"



QVR Guard will take over the surveillance recording tasks if QVR Pro is interrupted.

# QVR Pro: Next-generation NAS-based surveillance software

QVR Center greatly simplifies your surveillance tasks by allowing central management of multiple QVR Pros. You can also centrally monitor live feeds, play back surveillance footages and receive event notifications from multiple QVR Pros to reduce response times to events.

## Bookmark events

Mark the recording period of an event as it occurs.

## Multiple event notification methods

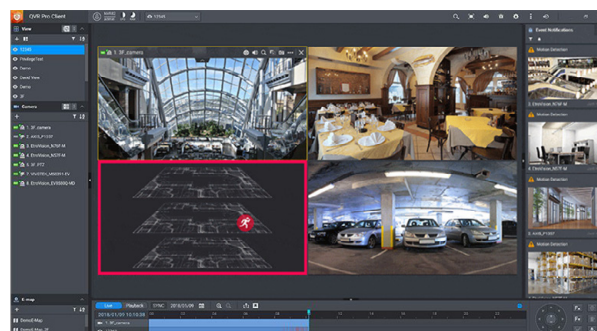
Quickly determine event status by using event notification lists, flashing camera icons, alarm sounds, and electronic map markers.

## Quickly find event video recordings

Enter a keyword to search for event video data of bookmarks and other integrated data, and immediately play back recordings.

## E-map

Quickly find camera locations on the e-map to ensure a timely response to events.



## Server-side motion detection engine

QVR Pro supports motion detection for all cameras - even for USB webcams - as long as they can stream their footage to QVR Pro (e.g. through RTSP protocol).

Note: QVR Pro provides up to two channels for motion detection analysis and supports resolutions up to 1080p.



## Third-party artificial intelligence integration (QVR Pro API)

QVR Pro supports a wide range of protocols, from image input and output (ONVIF, RTSP, RTMP), to event input and output (event URL, action URL), and receiving Metadata (Metadata URL), allowing you to quickly integrate QVR Pro with IoT resources to build a customized monitoring system. QVR Pro also provides APIs that allow your system to access image resources, camera data, logs, or control cameras in QVR Pro.

## Complete privilege settings

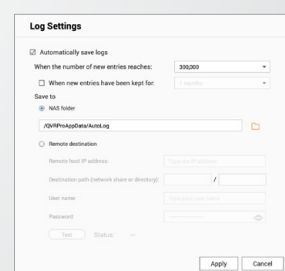
QVR Pro provides detailed privilege settings, which can be set for single users and group permissions, and is suitable for small and medium-sized enterprise monitoring systems. In addition to the system's default roles (Administrator, Supervisor, and Viewer), you can create new roles and view specific layout permissions, view camera permissions, and view electronic map permissions based on your needs.

## Relay Data Saver (Metadata Vault)

In addition to storing third-party integrated information, the relay data storage library function can also display information and images on the monitoring screen, so that you can monitor and keep the information at the same time. For example, the card information of the access control card is recorded at the same time as the card holder.

## Automatically archive logs

When the number of new logs reaches/exceeds the set number the system can be set to automatically seal the NAS folder or the remote NAS.





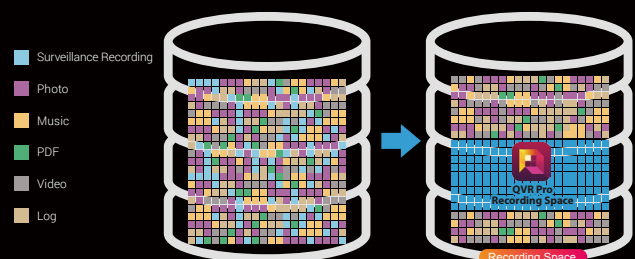


## Quality Surveillance Recording

QVR Pro ensures an independent operating environment for surveillance recording, separated storage space, and versatile storage management functions from QTS. QVR Pro supports customized storage expansion deployment and volume management, enhancing surveillance data safety and NAS data storage efficiency.

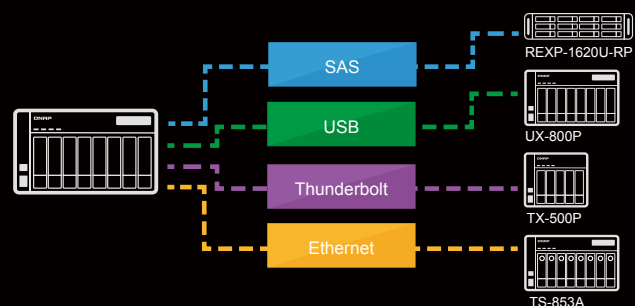
### Independent Environment

QVR Pro runs all surveillance functions separate from QTS. You can save recordings from specific cameras or ROI areas to designated storage spaces based on hard drive types or other backup requirements. Even when running QTS and QVR Pro simultaneously, QNAP NAS can still ensure the data safety with no performance interference.



### Flexible Storage Expansion

QVR Pro allows multiple volumes and backup deployment, so recording data will be saved completely even if part of the volume malfunctions. You can also assign storage locations to each camera or allocate event recordings to SSD/SAS drives for better storage efficiency. When NAS storage capacity is full, you can extend the storage capacity using several expansion solutions.



# Self-defined Rules

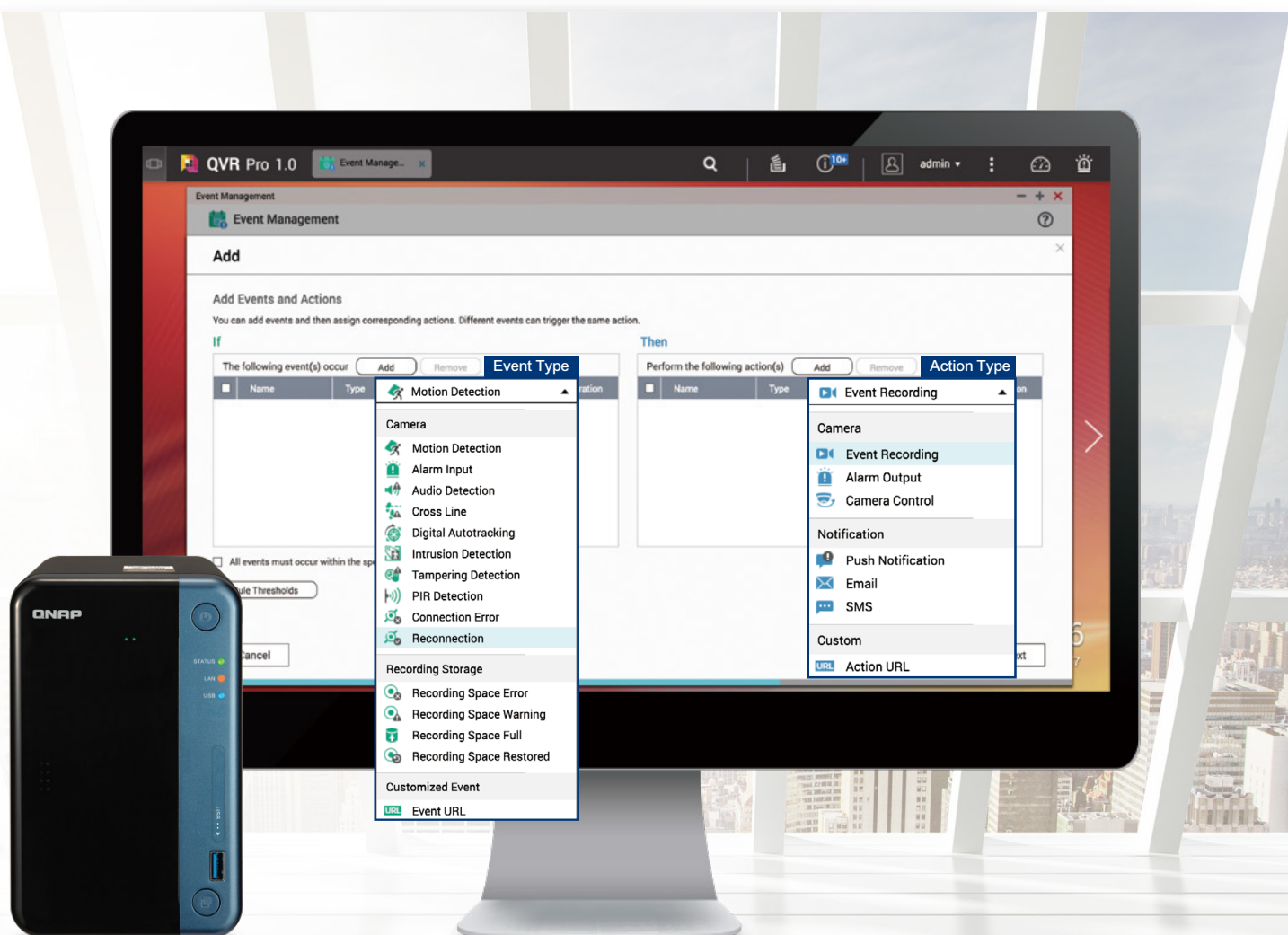

QVR Pro upgrades event management functions and provides image snapshot notifications in addition to SMS/email alerts. With the new snapshot feature, you can make prompt decisions in time. You can also set up event notification rules with self-defined events and actions. The innovative "If Event then Action" rule mechanisms allow multiple events to trigger multiple actions simultaneously, and it is much easier to define rules compared to other network automation services. You can customize monitoring rules, events and actions, making QVR Pro your own automated video surveillance service.

## Event

QVR Pro categorizes events to camera related, recording space, and customized events. You can add a new event with built-in lists, or define a surveillance event with a specific title and actions. One rule can include multiple events and multiple actions at the same time.

## Action

QVR Pro actions include camera actions and notifications. When one event is detected, QVR Pro rules will trigger specific cameras to start event recording, activate alarm devices, and/or send out notifications to users. One event can trigger several actions for timely reactions.

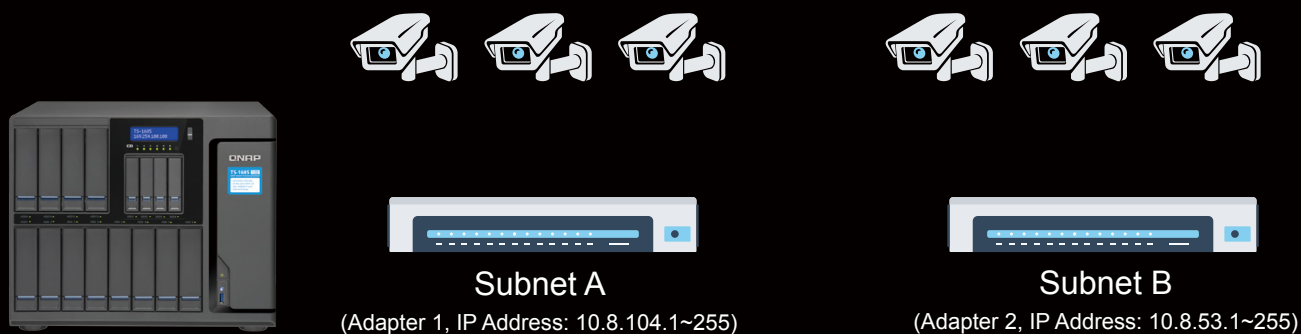






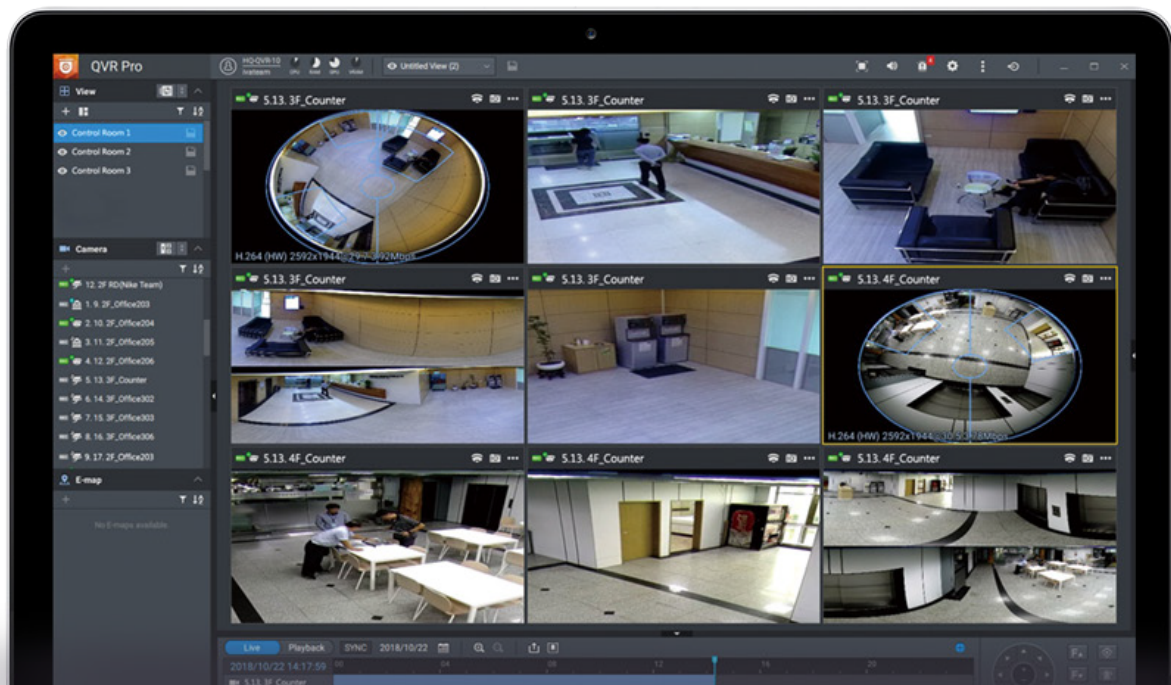
## Flexible Camera Controls

QVR Pro offers cross-segment automatic camera search under Local Area Networks (LAN). Simply enter network segments and QVR Pro will find and display all the IP cameras along with precise information within the same LAN. If you need to deploy multiple similar camera settings for one project, QVR Pro allows batch installing and configuring cameras for better efficiency. QVR Pro also supports multi-streaming recordings that offer various resolution video feeds and lower overall network bandwidth usage.



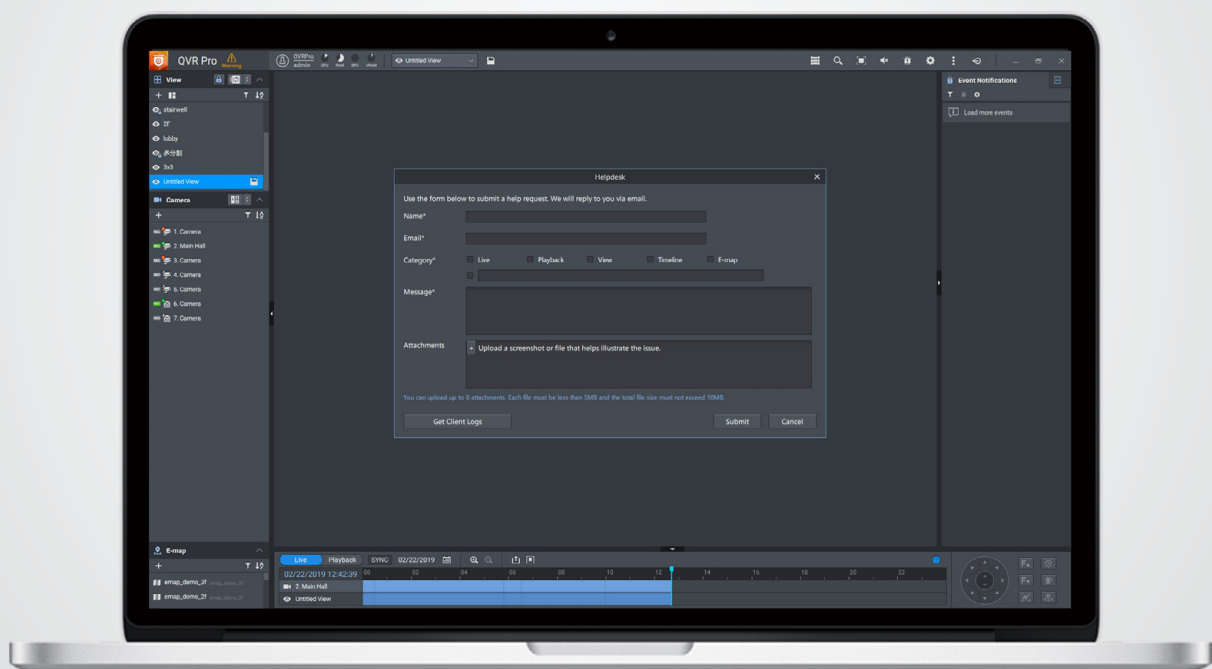
# Multiple Fisheye Reduction

Each Fisheye Camera allows you to create up to 9 detail reduction areas for magnification viewing without affecting the ongoing monitoring video quality.



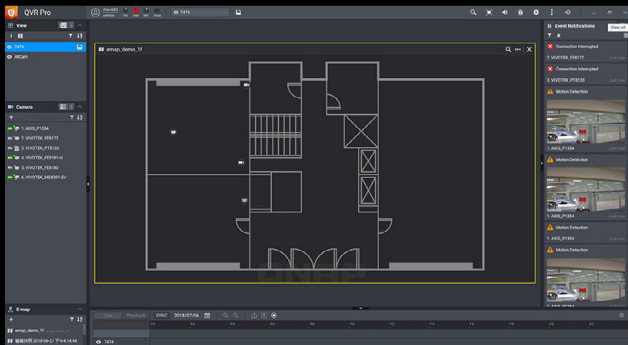
# Instant issue reporting

QVR Pro has a standalone technical support user interface to help generate debug reports for quickly submitting information to the QNAP Helpdesk.

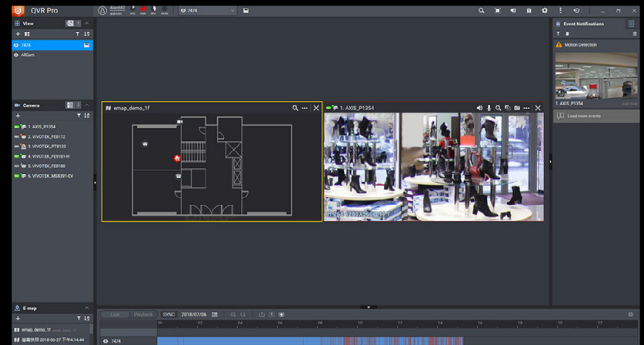




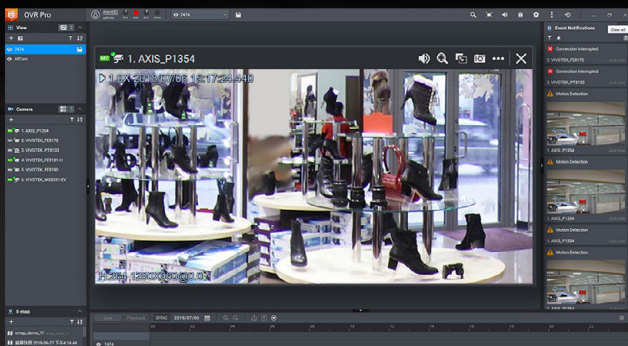
# Sync Playback via multiple cameras



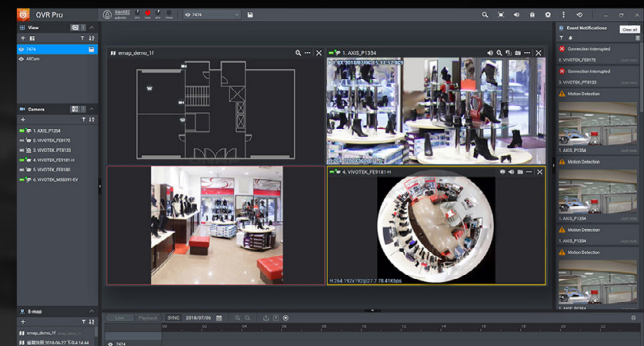
Step1. Receiving event notify



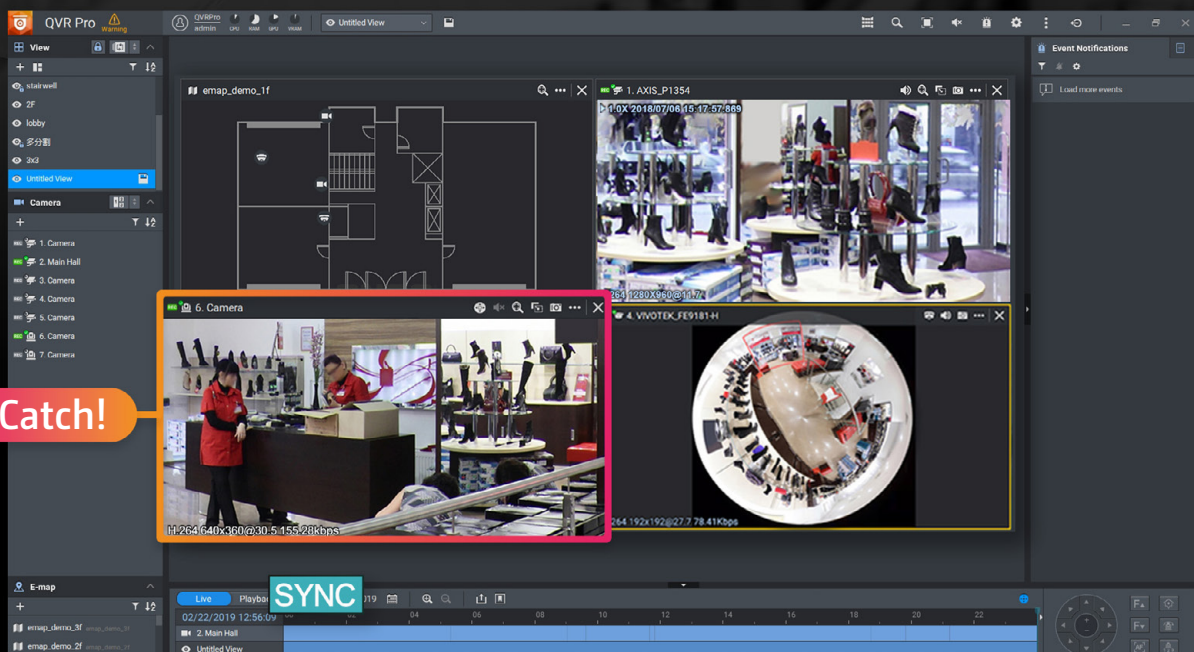
Step2. Drag the snapshot from event list into view layout



Step3. But the camera scene has the dead corner



Step4. Drag another fisheye camera in to the view and dewarp the specific region



Focus the event time, and click the "Sync" button for playback all camera at same specific time. Then you could catch up the the people or event.

# Mobile App - QVR Pro Client



## Intuitive design

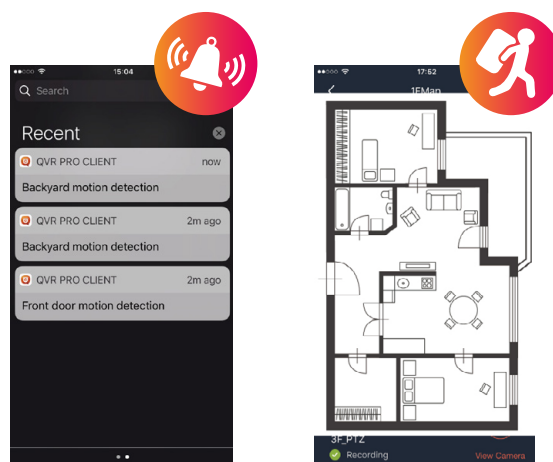
Under the single channel view, you can quickly switch between live views and playback. Also, pinch and spread to zoom in and out of the timeline and image, or swipe left/right to view other channels.

## Comprehensive event notifications

Push notifications for immediate alerts.



Event logs with screenshots. Tap the screenshot for event playback.

E-map with event log icons displays the camera's location.


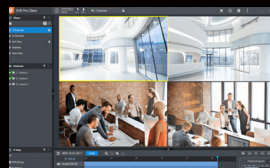
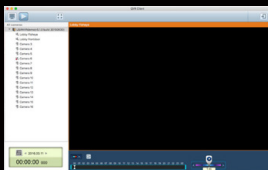
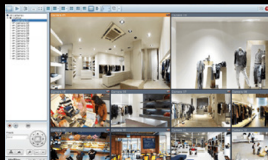


## Dashboard

The dashboard provides NAS, camera, and recording information. Other camera control features include sequential mode, PTZ control, auto cruising, and preset point control.



# QVR Pro vs Legend Product

		Surveillance Station	VioStor NVR	QVR Pro
App or OS		QTS application	Standalone operating system	OS-like QTS applications
Storage Unit		Shared folder	System default volume	Recording Space (Logical middle layer)
Storage Access		All apps can share and access	Only for QVR	Allocate dedicated storage space to QVR Pro, for surveillance use
Recording Setting		Recordings can only be saved in a single shared folder	Recordings can only be saved in a single volume	Recordings can be saved in several shared folders in various volumes
Client	Windows Client			<p>All support by the same UI</p> 
	Mac Client			
	HDMI (Local Display)			
	Ubuntu Client	Not supported		
	Client Performance	Limited to 32-bit environments.		64-bit, can access more than 4.2 GB memory.
	GPU (HW Acceleration)	Partial Support	Not supported	Full support
	Client User Experience	Three different UI designs, not intuitive for users		Universal UI for a better user experience
	Failover Solution		None	None
Central management solution		None	None	QVR Center

## QVR Pro API

QVR Pro offers a complete API to allow flexible integration with other systems. Accessible information includes device authentication, camera control, logs, instant video streaming, and video playback. From video to motion, QVR Pro offers plenty of resources to make your system even more powerful.

How to get: <https://www.qnap.com/solution/qvrpro-developer/>



# Camera Channel Extension Type



## QVR Pro 1 Channel License

- 1 additional channel for QVR Pro

## QVR Pro 4 Channel License

- 4 additional channel for QVR Pro

## QVR Pro 8 Channel License

- 8 additional channel for QVR Pro

# Feature Upgrade Type



## QVR Pro Gold License

- Plus 8 additional Channels for QVR Pro
- Unlimited playback time
- Enhanced support for domain privilege management (Windows AD, LDAP)
- Added ability to be centrally managed in QVR Center



## QVR Pro Unlimited Playback License

- Unlimited playback time



### Important license information:

1. From QVR Pro 1.2.1.0, channel license installation will not be limited by QVR Pro Gold.  
>> Users can buy channel licenses directly, but they will still be limited to only playing back videos from the last 14 days.
2. Without QVR Pro Gold, you can still access all previous recordings via File Station.
3. QVR Center itself is a free application that does not require licenses. By default, QVR Center can manage up to two QVR Pro servers without needing a license.  
Note: Starting from QVR Center 1.1, you can also manage Surveillance Station and QVR 5.1.x in QVR Center. (Including Live & Playback)
4. Each NAS can only install a single QVR Pro Gold or single QVR Pro Unlimited Playback license.
5. A license can only be used on one QNAP NAS and is not transferable

### How to buy:

Go to [https://license.qnap.com/#/license\\_product?pid=14](https://license.qnap.com/#/license_product?pid=14)

## QNAP SYSTEMS, INC.

TEL : +886-2-2641-2000 FAX: +886-2-2641-0555 Email: [qnapsales@qnap.com](mailto:qnapsales@qnap.com)

Address : 3F, No.22, Zhongxing Rd., Xizhi Dist., New Taipei City, 221, Taiwan

QNAP may make changes to specification and product descriptions at any time, without notice.

Copyright © 2019 QNAP Systems, Inc. All rights reserved.

QNAP® and other names of QNAP Products are proprietary marks or registered trademarks of QNAP Systems, Inc.

Other products and company names mentioned herein are trademarks of their respective holders.



### Netherlands (Warehouse Services)

Email: [nlsales@qnap.com](mailto:nlsales@qnap.com)  
TEL: +31(0)107600830

### China

Email: [cnsales@qnap.com](mailto:cnsales@qnap.com)  
TEL: +86-400-028-0079

### Thailand

Email: [thsales@qnap.com](mailto:thsales@qnap.com)  
TEL: +66-2-5415988

### Japan

Email: [jpsales@qnap.com](mailto:jpsales@qnap.com)  
FAX: 03-6435-9686

### US

Email: [usasales@qnap.com](mailto:usasales@qnap.com)  
TEL: +1-909-595-2782

### India

Email: [indiasales@qnap.com](mailto:indiasales@qnap.com)

### Germany

Email: [desales@qnap.com](mailto:desales@qnap.com)

### France

Email: [frsales@qnap.com](mailto:frsales@qnap.com)



51000-024611-RS  
201903 (EN) A